

Cinegy Workspace empowers media production teams to collaborate on projects wherever they are – in the office, at home or on the road. Cinegy Workspace provides secure access to your Cinegy Archive Database from anywhere at any time. All that is required is a standard computer or laptop running Windows or Mac OS, and a regular internet connection. Using the Cinegy Workspace browser-based interface, clips can be searched, browsed, selected and even edited. Users can participate in a collaborative workflow even when they are based in different locations.

## Architecture

Cinegy's world leading media asset management solution Cinegy Archive now includes Cinegy Archive Services and the Cinegy Workspace client to access them.

Cinegy Archive Services provide a secure way to allow Workspace clients either in the local network or via the Internet to access the Cinegy Archive contents. Cinegy Workspace has been developed as a rich internet application to provide cross platform support (running on Windows and Mac OS) and requires no dedicated application installation.

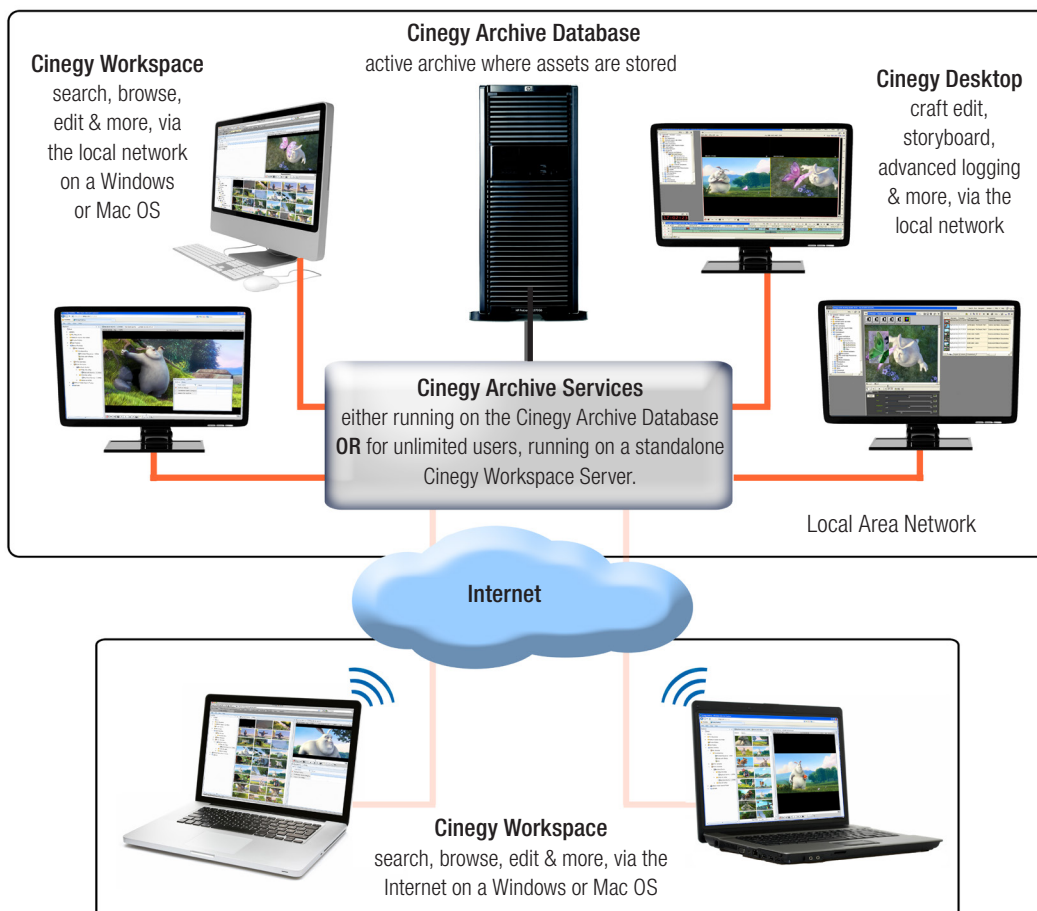
## Collaboration, Anywhere, Any Time

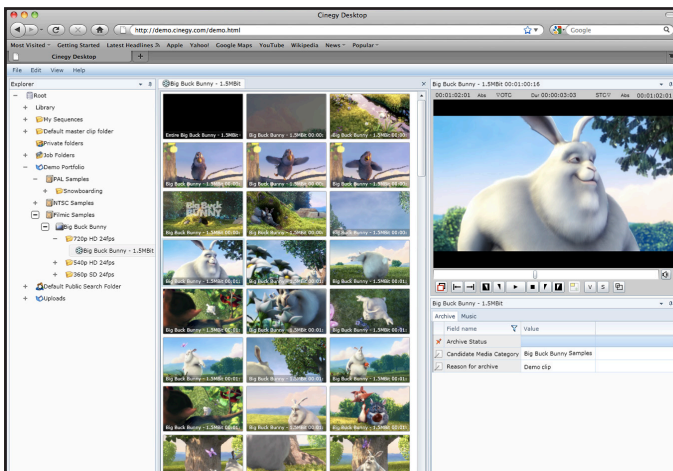
Changes are visible immediately allowing real-time collaboration. For more advanced operations such as HD timeline editing the Cinegy Desktop client remains the best choice. Changes made to a project from a team member on the road using the Cinegy Workspace client are immediately reflected in the Cinegy Desktop application and vice versa.

Using the latest web advances Cinegy offers a rich internet application for users on their preferred computer platform, allowing them to access their assets from anywhere and collaborate in real-time. Cinegy Workspace transforms your digital production system into a modern mobile workflow.

## KEY FEATURES

- Standard web components
- No installation required
- Easy to use
- Secure
- Multi-platform
- Remote media processing
- Seamless integration
- Search, log, browse & edit
- Edit via clip bins
- Remote review and approval
- Full rights management





Cinegy Workspace windows can be positioned and sized to suit

## Flexible and Scalable

Five Cinegy Workspace licenses are included with the Cinegy Archive Database, allowing any five users access at any given time. Extra licenses can be added quickly and easily allowing more users to work simultaneously on the collaborative production process. For large organizations a separate Cinegy Workspace Server can be set up to provide a scalable enterprise volume platform. With the Cinegy Workspace Server in place concurrent access is available to all permitted users, with the number of simultaneous connections dependent on server capacity and network bandwidth.

## Convenience

By providing access to media files from anywhere in the world, Cinegy Workspace adds flexibility, efficiency and convenience to the Cinegy Workflow production process. Changes made to database content via the Cinegy Workspace are immediately stored on the Cinegy Archive database. Users can collaborate on a variety of tasks, including the content of bins, quick selection and logging incoming material.

Cinegy Workspace is highly customizable. Both the front-end and the functionality can be adapted to the individual organization's needs, and customized to match the corporate identity and the organization's functionality requirements.

## Security

Granular access rights control, user management and integration with existing enterprise IT solutions allow simple and secure management even for large user bases. Sophisticated security features are included to prevent unauthorized access to the media archive. Logging on to the Cinegy Workspace requires a username and password along with a correct domain name and workgroup. Authentication is performed with Active Directory or LDAP to determine if a user's authentication is valid.

User access rights and feature availability can be set on an individual basis using the Cinegy Enterprise Manager. Individual web users can be granted full rights, read-only rights or no rights, for each folder or media subset.

## Easy to Understand and Use

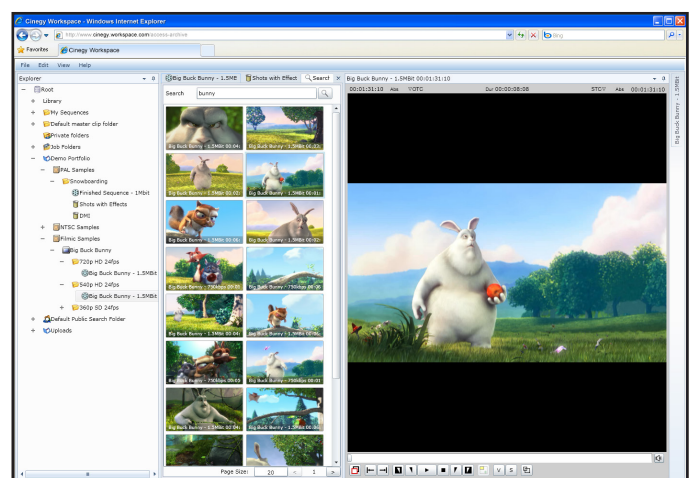
Cinegy Workspace users can navigate quickly and easily through all of the material in their Cinegy Archive. In the Cinegy Workspace explorer view, the content of the Cinegy Archive is represented as a tree of folders containing objects such as clipbins, rolls and sequences. The familiar explorer interface makes it easy to create and manage items.

The clip bin interface includes a storyboard view and a table view. All windows can be positioned and sized according to the user needs within the workspace. This allows users to see all of their material at a glance, and easily sort items and edit metadata.

A clip can be opened and played by a simple double click. The player window offers all the features necessary to view and rough edit material. Changes made to database content are immediately stored on the Cinegy Archive server. A sophisticated search engine simplifies media browsing and material preparation. It takes just a few seconds to locate required media assets.

## Features

- Remotely manage material. Create, delete, rename and move folders and bins.
- Quickly and easily manage metadata stored against clips, using the clipbin table view.
- Play clips in clip bins and rolls, set markers and create sub-clips.
- Submit edited storyboards to Cinegy Convert via integrated job drop folders.
- Easily locate clip origins.
- While viewing clips in the Cinegy Workspace player, windowed or full-screen playback can be controlled via industry-standard keyboard shortcuts or mouse.
- System information, media timecode and duration information can be displayed in the viewer.
- A sophisticated search engine allows video material and documents to be located quickly.



View and edit clips in the Cinegy Workspace player